



Mr. Northcutt's Math Classes Class Presentation

February 5, 2009 (97)



Math 1



Math 2



Applied Math



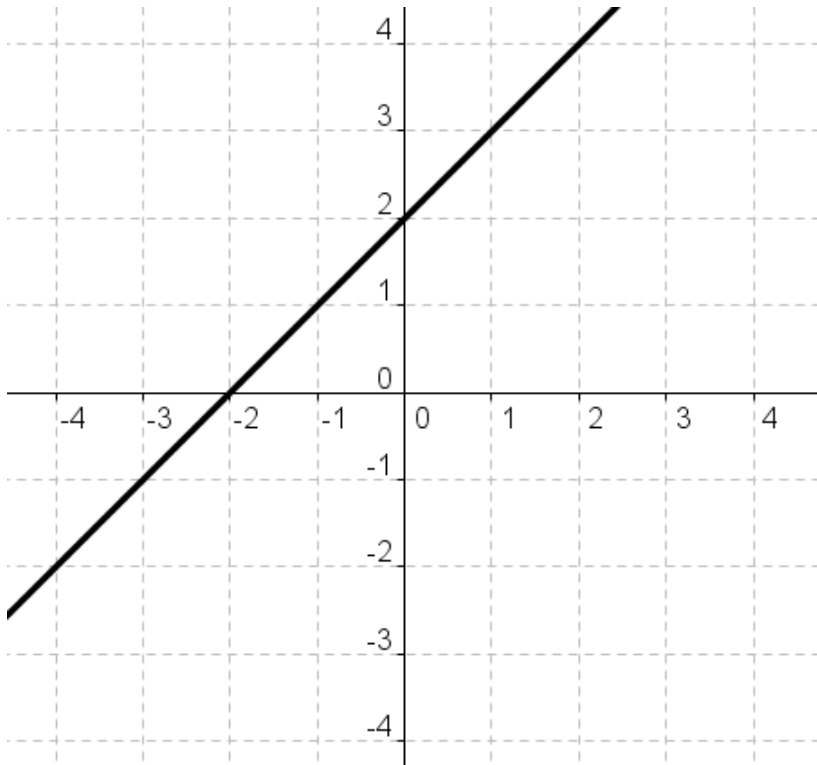
Math 1 – Daily Summary

- **Announcements**
 - None
- **Class Objectives – *What you should learn today!***
 - More practice defining function rules...
- **Assignment**
 - **Section 5-4: 19-22, 25-34**

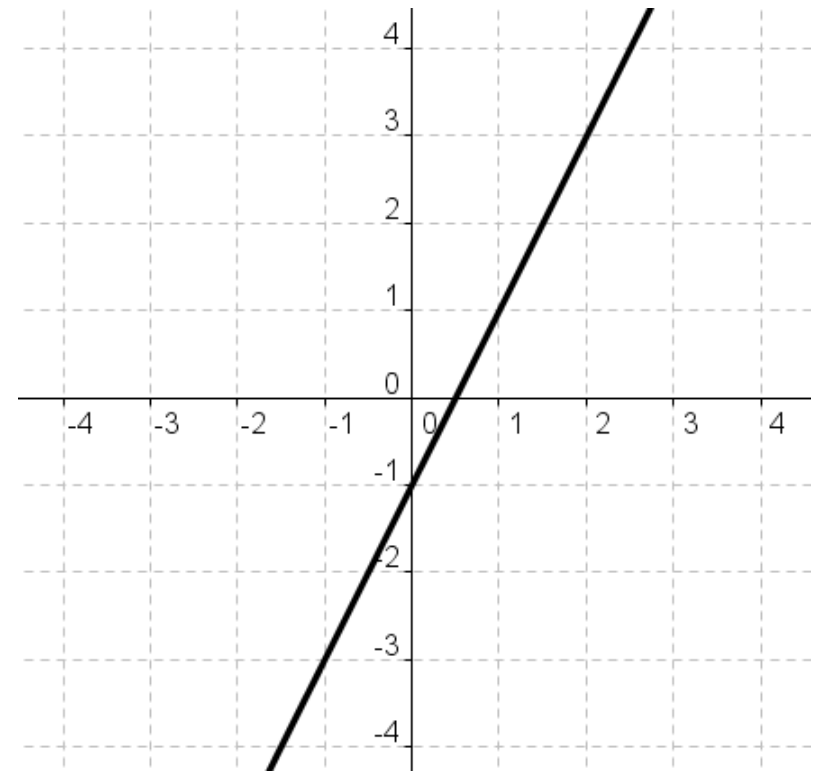
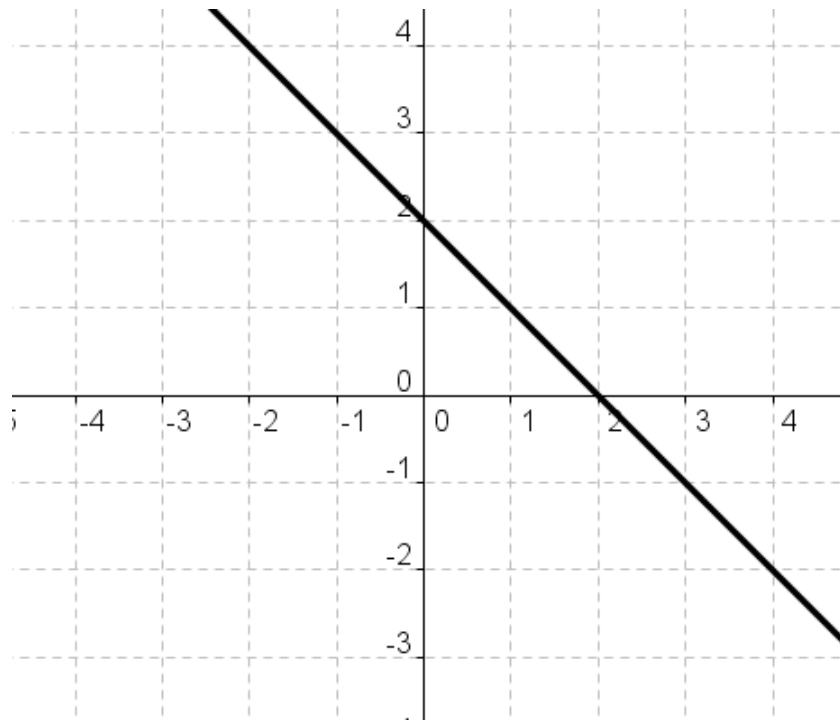


Write a Function Rule

- Create a data table from the graph...then find Function.



Write a Function...See a Pattern?





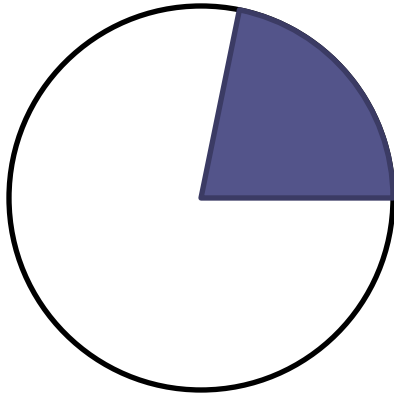
Math 2 – Daily Summary

- **Announcements**
 - None
- **Class Objectives – *What you should learn today!***
 - Consolidate your knowledge of area to work with:
 - Sector of a Circle, Segment of a Circle, and Annulus
- **Assignment**
 - **Lesson 9.6: 1-17**

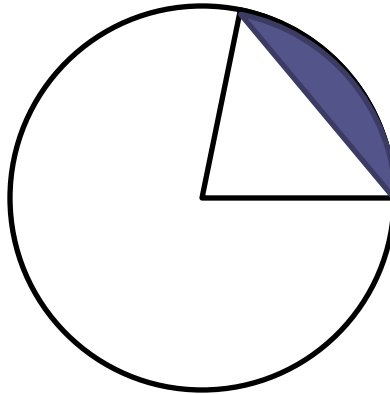


Sector, Segment, & Annulus


- **Sector, Segment and Annulus of a Circle**



Sector



Segment

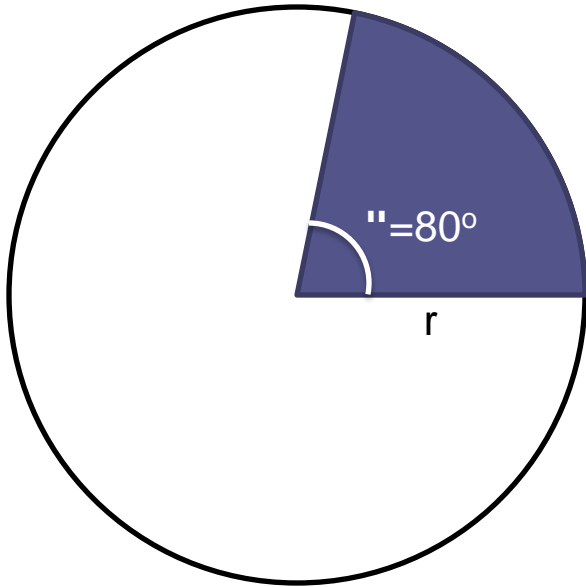


Annulus



Area of a Sector

- Based on the area of a circle.



$$A = \frac{\alpha}{360^\circ} \cdot (\pi \cdot r^2)$$

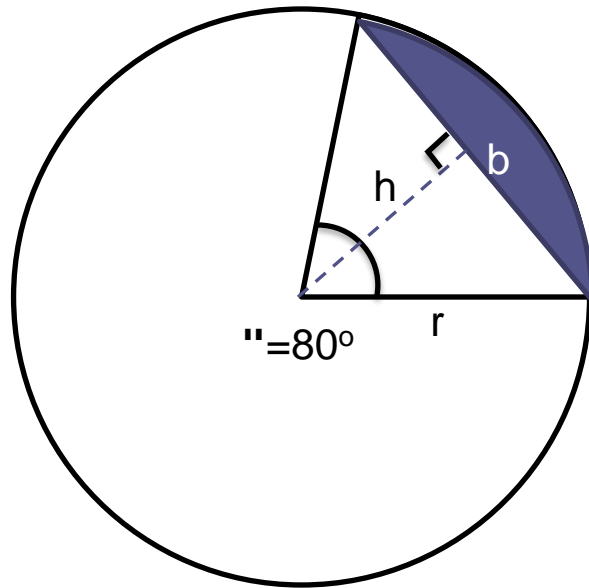
$$A = \frac{80^\circ}{360^\circ} \cdot (\pi \cdot r^2)$$

- **Ex:** Find the area of the sector defined by an arc of length **B** inches, for a circle with radius 4 inches.

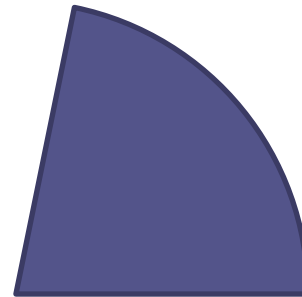


Area of a Segment

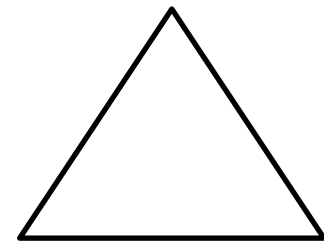
- Based on the area of a circle and a triangle.



$$A = \frac{\alpha}{360^\circ} \cdot (\pi \cdot r^2) - \frac{1}{2} b \cdot h$$



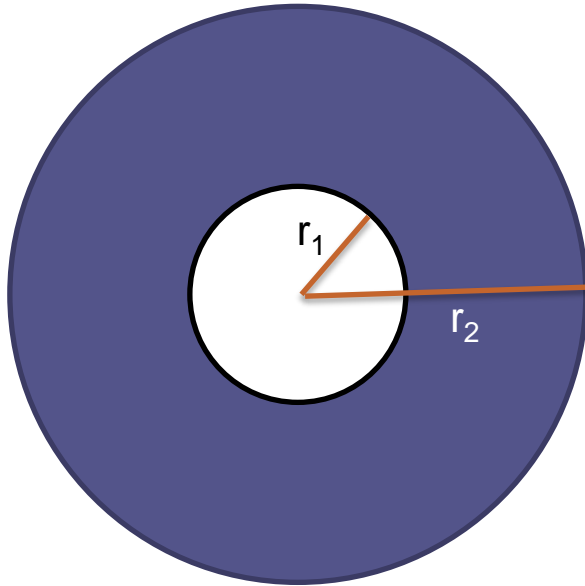
-





Area of an Annulus

- Based on the area of a circle.



$$\begin{aligned} A &= \pi r_2^2 - \pi r_1^2 \\ &= \pi(r_2^2 - r_1^2) \end{aligned}$$

- **Ex:** Find the annulus formed by two concentric circles with radii 2 inches and 6 inches.



Applied Math – Daily Summary

- **Announcements**
 - **Quiz on Sections 4.1 thru 4.6 tomorrow!**
 - **Last day for handing in projects is tomorrow.**
- **Class Objectives – *What you should learn today!***
 - Multiplying and Dividing Measurements
- **Assignment**
 - **Section 4.6:** 5, 12, 21, 24, 26, 29, 31, 33, 39, 42
 - Finish Geometric Art (*-2 points each day late past 2/2*)



Precision vs. Accuracy

- **Precision** (*unit of measure*)
 - Position of the least significant digit (2.34 cm \rightarrow 0.01cm)
- **Accuracy** (*# of significant digits*)
 - The number of significant digits (2.34 cm \rightarrow 3 sig. digits)

How Do You Use Them?

- **Addition & Subtraction:**
 - Round to the **PRECISION** of the least precise measurement.
- **Multiplication & Division:**
 - Round to the **ACCURACY** of the least accurate measurement.

Multiplying & Dividing Measurements

- **Steps for multiplying or dividing:**

- Multiply or divide.
- Round result to accuracy of least accurate measurement.
- Units multiply/divide as usual.

$$(20.41g)(3.5cm) = 71.435 \text{ g-cm}$$
$$= 71 \text{ g-cm}$$
$$\frac{288,000 \text{ ft}^3}{216 \text{ ft}} = 1333.\overline{3} \text{ ft}^2$$
$$= 1330 \text{ ft}^2$$