





Mr. Northcutt's Math Classes Class Presentation




December 5, 2008 (63)



Math 1



Math 2



Applied Math



Math 1 – Daily Summary

- **Announcements**
 - **QUIZ: Sections 8-1 thru 8-3 TODAY!**
- **Class Objectives**
 - Questions or Review prior to Quiz?
 - HW Check at my desk after Quiz
- **Assignment**
 - Catch-up on Past Due HW!



Math 2 – Daily Summary

- **Announcements**

- **RETEST: Chapter 5 + Polynomials TODAY!**

- **Class Objectives**

- Chapter 5 Retest
- Turn in All HW (Worksheets and Sample Test)

- **Assignment**

- Catch-up on any past due work

Some Advice...



You need to have a **GOOD**
REASON for anything you
do!



STOP Guessing...**Ask**
Questions!



Applied Math – Daily Summary

- **Announcements**

- Bridge Building Competition Today

- **Class Objectives**

- Test Bridges in Weight Room

- **Assignment**

- NO HW



Bridge Building Teams

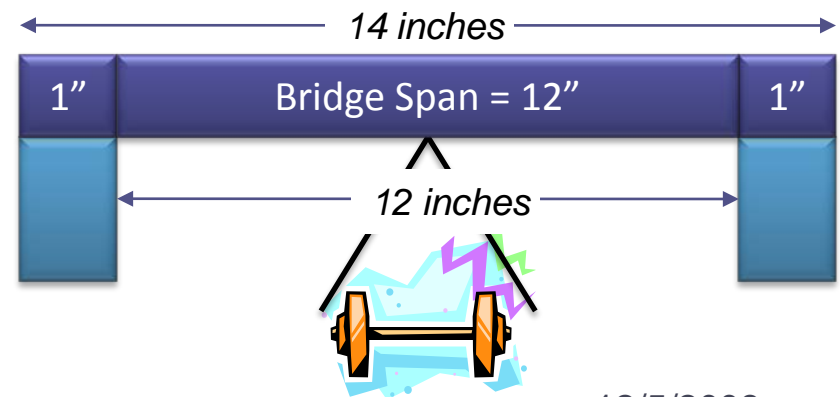
1. **Tucker & Connor**
2. **Ellie & Cecilly**
3. **Kyle & Mitchell**
4. **Sam & Augusta**
5. **Matt & Danielle**
6. **Justin & Mike**



Bridge Guidelines

- **Minimum Requirements**

- Only use popsicle sticks and glue
- Minimum of a 12 inch span. Must include at least 1 inch on either end to support the bridge.
- Minimum of 1 inch width.
- Maximum of 100 popsicle sticks
- No cutting or breaking of popsicle sticks
- Weight will be hung from the CENTER OF THE BRIDGE ON DECK (where car would be).





Project Scoring Rubric

- **Documented Design (20%)**
 - Sketch of Bridge – What are your plans?
 - Rationale for Design – Why are you using the design?
 - Confirmation of Materials – Do you have enough?
- **Quality of Construction (30%)**
 - Assessment by teacher and peers
- **Use of Time During Class (30%)**
 - Assessment by teacher
- **Results (Efficiency) (20%)**
 - Results of Weight Test

$$\text{Efficiency} = \frac{\text{Total Load (kg)}}{\text{Bridge Weight (kg)}}$$